

how

you

can

do it

with

WISS *Pinking Shears*



For Fun, Fashion and Economy

Pinking shears are among the greatest time and labor saving sewing devices ever invented. Once you own a pair you will wonder how you ever got along without them. They free you from the dull uninspiring side of dressmaking and will serve you in a multitude of useful ways in all your sewing projects.

What are pinking shears? They are shears which cut a neat regular zig-zag edge that is ravel-resistant and give an attractive finish to all kinds of fabrics and materials such as felt, plastic, oilcloth, and paper, just to name a few.

Pinking has always been considered among the most attractive methods of finishing the raw edge of fabrics. It used to be done painstakingly with ordinary scissors until J. Wiss & Sons Company perfected Wiss Pinking Shears. Now it can be accomplished in a matter of seconds, giving seams a neat, professional looking finish. Except in rare cases of extremely "ravelly" fabric, pinking seams will obviate the necessity of tedious binding, overcasting, rolling and whipping which are the alternate methods of seam finishing. Some dressmakers like to cut directly from the pattern with their pinking shears, thus eliminating an extra step.

As a matter of fact, you'll get as much fun using your pinking shears for their decorative effect as for their practical application. For example, pinked outside lapover seams on garments of felt, suede or plastic are handsome; and you can make all kinds of pretty and amusing pinked appliques for fun and fashion. On the following pages are illustrated some of the many attractive items which can be simply made with Wiss Pinking Shears, plus many short cuts to household economies.



Kitchen curtains in plastic or chintz... just pink the ruffles and forget about hemming.




Shelving for your closets or cabinets is easily made and prettier if the edges are pinked with Wiss Pinking Shears.



Pink your tablecloths and table mats of oil cloth or plastic. They're more attractive that way and it saves time.




Do a neat finishing job on slip covers by pinking the seams. They won't ravel when cleaned or laundered. (Slip covers should be fitted inside out as illustrated.)




At Home...with **WISS** *Pinking Shears*

No need to buy canning labels... you can make pretty ones at home with your Wiss Pinking Shears.



Pastries take on an added glamour when pinked around the edges before you pop them in the oven. (Be sure to clean your shears afterwards.)

Lamp shade covers can be made in a jiffy with the help of your Wiss Pinking Shears.



Bureau and table scarves pinked around the edges look quaint and tidy and can be cut out of odd pieces of cretouné or left-over slip cover material.



Cut down big brother's pajamas or overalls to size, for the next in line, with your Wiss Pinking Shears.



Pink the children's scarves and kerchiefs. No need to hem them and they're pretty that way.

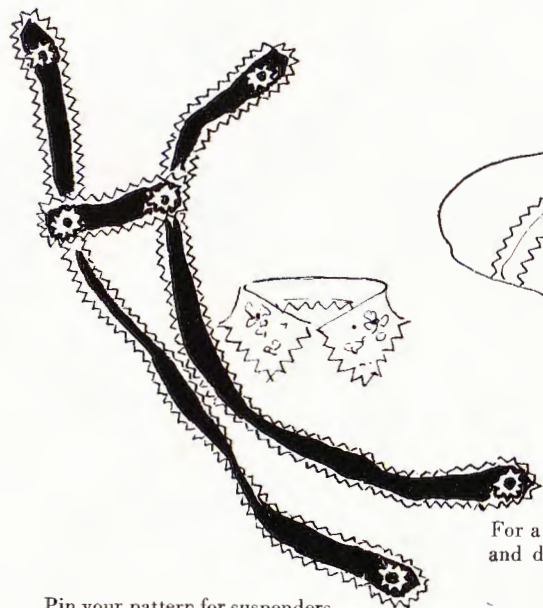


Junior Miss will love a shoulder bag of felt and it only takes a bit of material. Let the pinked edges show, that's the beauty of it.



Pinking to the finish

Tight skirts sometimes reveal the blouse line around the hips. Pink off the bulky hem from around the bottom of your blouse with Wiss Pinking Shears.



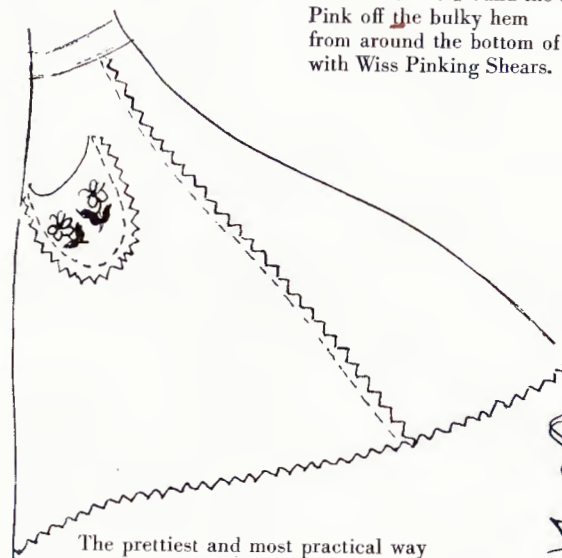
Don't bother hemming baby's flannel wrappers, bibs, undies, diapers, etc. . . . Pinking gives them a soft pretty finish. It's simple and satisfactory.



For a little whimsy, pink a pair of felt scuffies and decorate them as you will.




Pin your pattern for suspenders, collars or belts to some colorful felt and pink around the edges. It's as simple as that.




For fun and fancy, pink the paper around flower pots...also your gift tissues and ribbons.

The prettiest and most practical way to finish a felt skirt is to pink the edges whether they show or not. Appliques pinked and sewed on make it a nice conversation piece.







Perhaps you would prefer those long gloves if they were short. Pink them to the desired length with Wiss Pinking Shears.




A carriage robe for baby is attractive, and simple to make if you pink the edges instead of hemming.



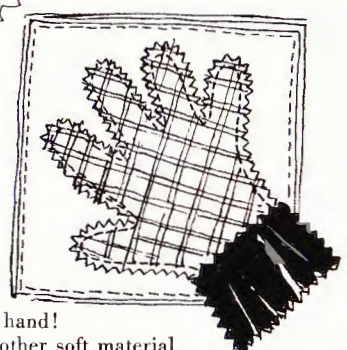
Does Fashion decree shorter skirts? You can't have your slip showing! Just snip off those erring inches with your Wiss Pinking Shears.




If you're getting the children ready for a costume party, get out the Wiss Pinking Shears! They'll give that magic touch, no matter what material you use.



When you have some glazed chintz or plastic fabric left over from home decorating, pink yourself a pretty apron.



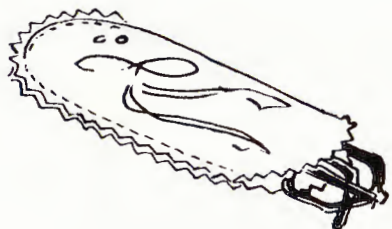
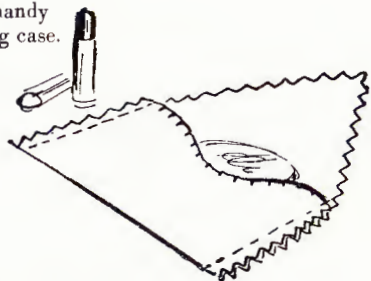
Keep a dusting pad on hand! Some cheese cloth or other soft material stitched firmly together with a small piece of pinked gingham to hold your hand.



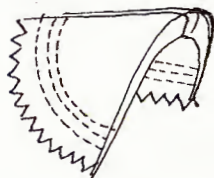
Pink the ends of sister's hair ribbons. Make a half-dozen at a time and fasten them to barrettes or bobbypins.



A plastic cosmetic bag is so handy to tuck away in your traveling case. Just stitch it once around and pink the edges.



Why not have a variety of cases for your "specs"? A scrap of felt... just stitch to size and pink for a fine finish.



When you make shoulder pads at home, pink them all around like the professionals do.

Who wants to look for a needle in a haystack? Better a needle case that's attractive and easy to make with Wiss Pinking Shears.



Stuffed toys are easy to make if you leave the edges exposed and pink them for looks and ravel-resistance.


Notions Take to **WISS** Pinking Shears

Keep your place... in that book with a gay pinked strip of felt or silk!

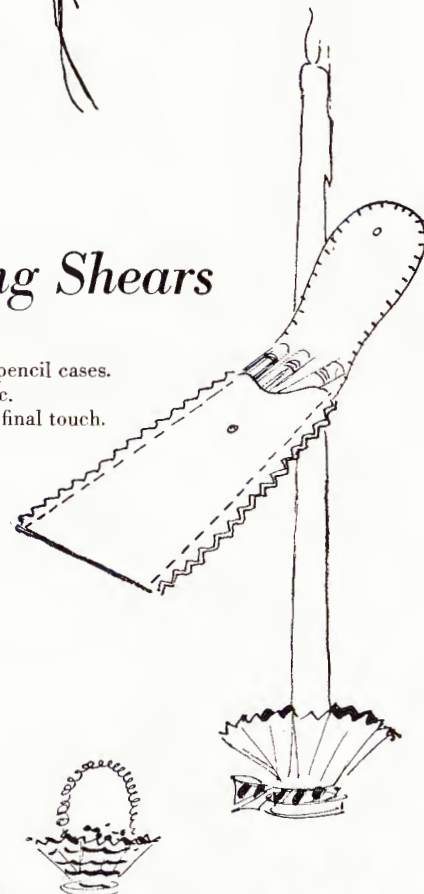


A colorful boutonniere can be simply and effectively made, out of various fabrics, with your Wiss Pinking Shears.

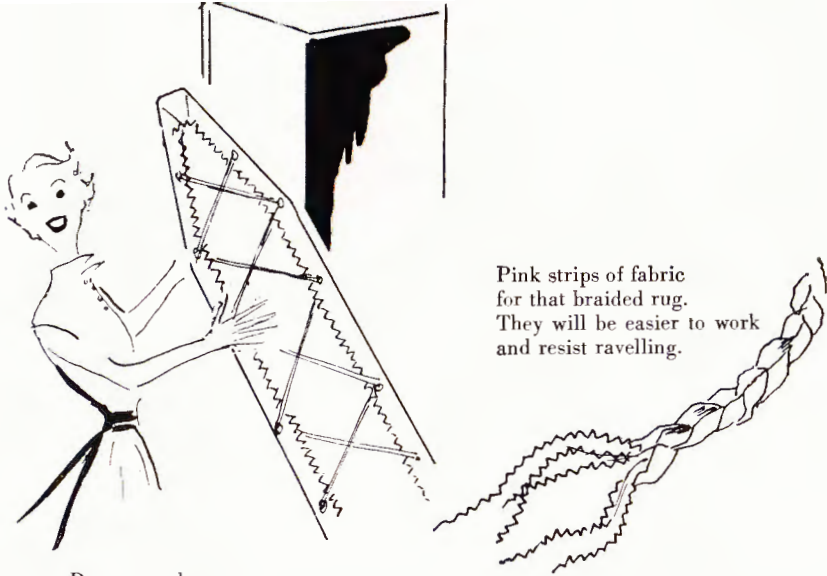
School children love to have their own pencil cases. They are practical in any durable fabric. Your Wiss Pinking Shears will add the final touch.



Coasters can be made out of so many things like plastic, leatherette and oilcloth. Pink them in any size or shape you wish.



Party favors of crepe or tissue paper look extra special when edges are pinked. Nut baskets, napkins, candle holders and streamers are simply made with the aid of Wiss Pinking Shears.



Pink strips of fabric for that braided rug. They will be easier to work and resist ravelling.

Do you need a fresh ironing board cover? Take some unbleached muslin or a retired sheet . . . just pink it to size and fasten it on.

Save as You Go...with



A good way to use old sheets that are worn in the middle is to pink out handkerchiefs for the children, or even yourself. They are wonderful extras during the "cold" season.

Old sheets can be salvaged another way. Cut them down into crib sheets with your Wiss Pinking Shears. They'll need no hemming.



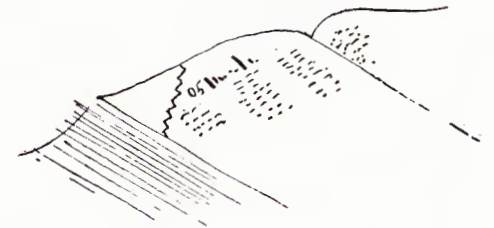
Don't throw away your half worn terry towels. Cut out face cloths from the good part and pink around the edges.

WISS Pinking Shears



Cut out the pictures of last year's Christmas cards with your Wiss Pinking Shears, and mount them on colorful folders for another Christmas.

Even if that blanket is no longer good for much, you can still make wonderful polishing cloths with a few snips of your Wiss Pinking Shears.



Cutting corners often helps! Try it with Wiss Pinking Shears on the pages of local numbers in your telephone book.

*Some of the reasons for the
superiority of Wiss Pinking Shears*

They are hot drop-forged of high quality cutlery steel. Hot drop-forging gives steel qualities which cannot be duplicated by any other treatment and permits the adjustment of one blade to the other with unparalleled accuracy.

The uniform hardness of the teeth in the opposing blades of Wiss Pinking Shears assures that neither blade will wear into the other and cause cutting failure.

The special curve of the blades provides a wider angle at each point of cut to accomplish the ease of cutting for which Wiss Pinking Shears are famous, as well as their ability to cut *all* types of fabrics perfectly.

The bolt is scientifically constructed, fitted with watch-maker precision and equipped with a spring washer to add to their flexibility in cutting heavy as well as extremely sheer fabrics.

Wiss Pinking Shears are easy to repair, but this work can be done only on the special machinery at the Wiss factory. With proper care, that is, keeping them free of lint and dust, and using an occasional drop of oil at the joint, your Wiss Pinking Shears will give you many years of satisfactory service. If sharpening or adjustment becomes necessary, the shears should be returned to J. Wiss & Sons Company for this work.

Wiss Pinking Shears are fully guaranteed against defects in workmanship or material. The Wiss reputation for over a hundred years of unsurpassed quality manufacturing stands behind this guarantee. Look for the Wiss brand for your assurance of quality.

U. S. Patent Office Nos. 2,286,874
2,353,096
2,564,251
2,574,066

WISS MODEL C PINKING SHEARS

CC-9 - 9" Full chrome plate
CB-9 - 9" Black handles,
nickel plated blades



CB-7 - 7½" Black handles,
nickel plated blades
CC-7 - 7½" Full chrome plate

CC-5 - 5½" Full chrome plate
CB-5 - 5½" Black handles,
nickel plated blades



J. WISS & SONS CO. NEWARK 7, NEW JERSEY