


WISS



garden shears



INDEX

	Page
Citrus Fruit Clippers.....	7
Florist Shears.....	7
Flower Shears.....	5, 7
Grape Shears.....	7
Grass Shears.....	8, 9, 10
Hedge Shears.....	11, 12, 13
House and Garden Kit.....	5
Long Handle Hedge Shears.....	12
Long Handle Pruning Shears.....	6
Pruning Shears.....	2, 3, 4
Utility Shears.....	7
Why WISS Garden Tools Are Best.....	14



**QUALITY FOR
OVER A CENTURY**

WISS Dealers have an edge!

More hardware dealers each year concentrate on Wiss Grass, Pruning, and Hedge Shears as a major line. They find it is profitable to do so for the following reasons:

REPUTATION

The Wiss brand is an accepted symbol of highest quality. It gives confidence to the purchaser, makes selling easier, and provides faster turnover.

ASSORTMENT

The assortment is compact, yet complete within each of the main classifications of hedge, grass, and pruning shears with sizes and models to meet every preference and specific types of work.

BEST SELLERS

The line does not consist of just one or two good sellers. There are many best sellers in every classification — grass, hedge, pruning shears — more best sellers than in any other similar line.

NATIONAL ADVERTISING

Wiss gives powerful advertising support. Big advertisements appear year after year in national magazines, read by millions of people. Wiss Garden Shears displayed in your store are pre-sold by Wiss advertising.

MERCHANDISING

Wiss has acknowledged leadership in supplying merchants with display material and sales aids which stimulate sales and meet the needs of the modern merchant.

QUALITY

Wiss maintains its reputation by rigid adherence to the highest standards of quality manufacturing. You will find some of the superior manufacturing methods used described on the last page. When you cover these points with your customers, selling is easy.



NO. 906

NO. 908

SPECIFICATIONS

Wiss Hy-Power Pruning Shears

Number	Overall Length	Weight Each	Weight per Doz.
908	8"	14 oz.	11 lbs.
906	7"	10 oz.	8¼ lbs.

Packed in individual boxes.

Shipped three dozen in a carton.

WISS pruners do it better

Pruning controls growth to make plants assume definite forms or to limit size. Pruning increases yields of fruits, flowers, berries. Fine specimens in any category seldom attain perfection when permitted to grow wild. Pruning is essential when transplanting. Pruning maintains the general health and vigor of a plant. To be effective, however, pruning must be done properly and must be accomplished with good tools that cut cleanly and do not bruise or tear the growth. The more easily cutting is accomplished, the less harm it can do and the better it will achieve desired results.

There are many guides to proper pruning available. We issue a booklet entitled "How To Prune for Better Flowers, Shrubs, Trees, and Fruit," which retails for 25 cents and is published as a service.

Wiss Pruning Shears are scientifically designed to cut cleanly and easily with minimum effort and provide years of trouble-free service. We think that for ease of use, quality of construction, excellence of design, and durability, they are without equal.

HY-POWER PRUNING SHEARS NO. 908 AND NO. 906

Acclaimed for two qualities not usually found in combination — cutting ease and rugged strength.

Easier cutting is achieved by the anvil construction. The knife blade operates against the soft blade-protecting anvil to give unmatched cutting ability. Ruggedness is achieved by the exclusive, hot-formed Molybdenum alloy tool steel construction. The pistol grip design permits the comfortable application of maximum hand pressure. An easy-to-operate latch permits one handed opening or closing. The strong wedge ground blade is hand edged and honed to knife keenness.

The 906, smaller than the 908 is of the same construction except that the brass anvil is eliminated. It is often chosen for its extra convenience in carrying and by those with small hands and is a favorite choice of women gardeners.

WISS pruners do it better

NO. 607-R

NO. 607

NO. 609

SPECIFICATIONS

Number	Overall Length	Weight Each	Weight per Doz.
607-R	7"	5 oz.	3¾ lbs.
607 Chrome Plated	7"	5 oz.	3¾ lbs.
609	9"	13 oz.	12 lbs.

Packed in individual boxes.



NO. 607-R

The thin blade is so keen that these shears approach anvil pruning shears in ease of cutting. For light pruning many people prefer them to any other. The narrow blade allows pruning in restricted places, and the thin construction permits close pruning at any angle desired. Originally designed for pruning roses, they have attained favor with fruit growers and other professional horticulturists because of their unique combination of qualities. An excellent selection for the feminine garden enthusiasts.

NO. 607 CHROME PLATED

The same as No. 607-R but fully chrome-plated for rust-resistance. Extra inside blade polish reduces cutting resistance and provides further ease of operation. Truly a de luxe pruning tool that makes a handsome addition to one's own or a friend's equipment.

NO. 609

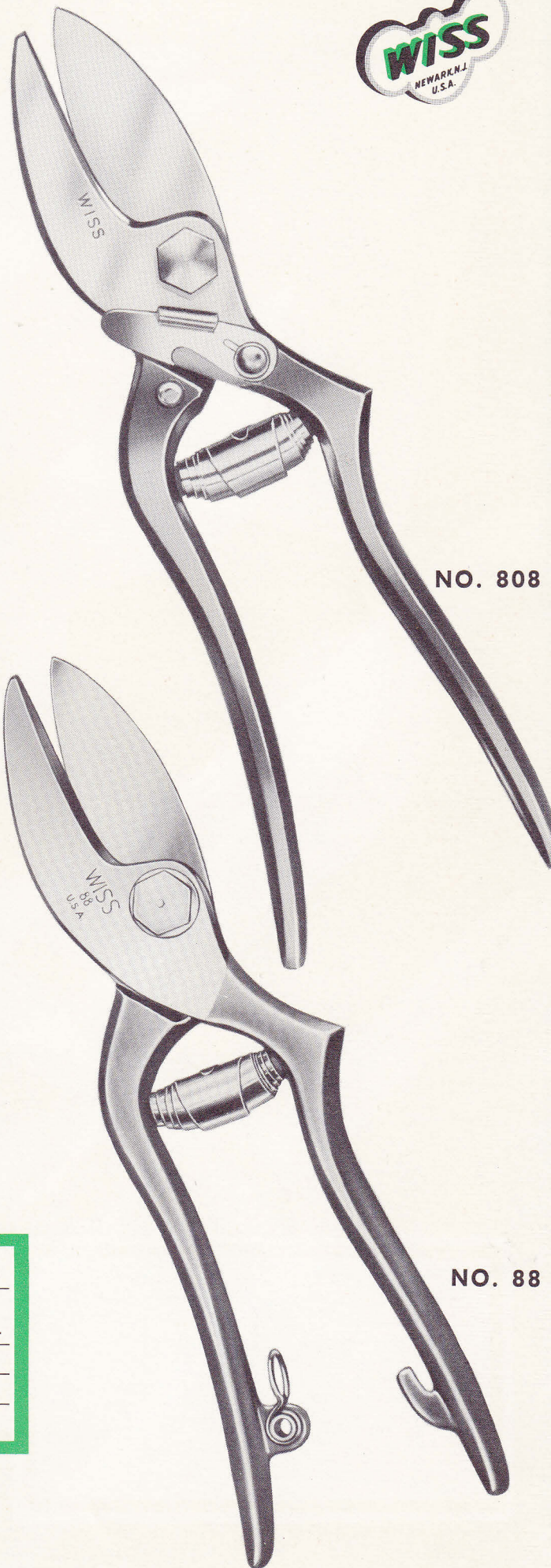
People who prefer a standard pattern of pruning shears like the extra rugged construction of this number. Almost indestructible, they are used by commercial growers and nurserymen and are often specified in Government bids.

NO. 808 DRAW CUT

Primarily a Wiss-developed professional design and preferred by many discriminating home gardeners for these special qualities: Forged of a special alloy tool steel, they combine tremendous strength and durability with great cutting power achieved with the help of an offset bolt and a draw cut action that permits the transfer of maximum hand power. The blade and hook are of exclusive Wiss design. The blade is ground to a thin knife edge and hand finished for close, accurate, easy cutting. Fitted with a convenient closing latch. Handles are open at the end to avoid any possibility of pinching. Gun metal finish.

NO. 88

Similar to No. 808, but with red enamel handles and a different latch construction to make professional shears available at a lower price.



NO. 808

NO. 88

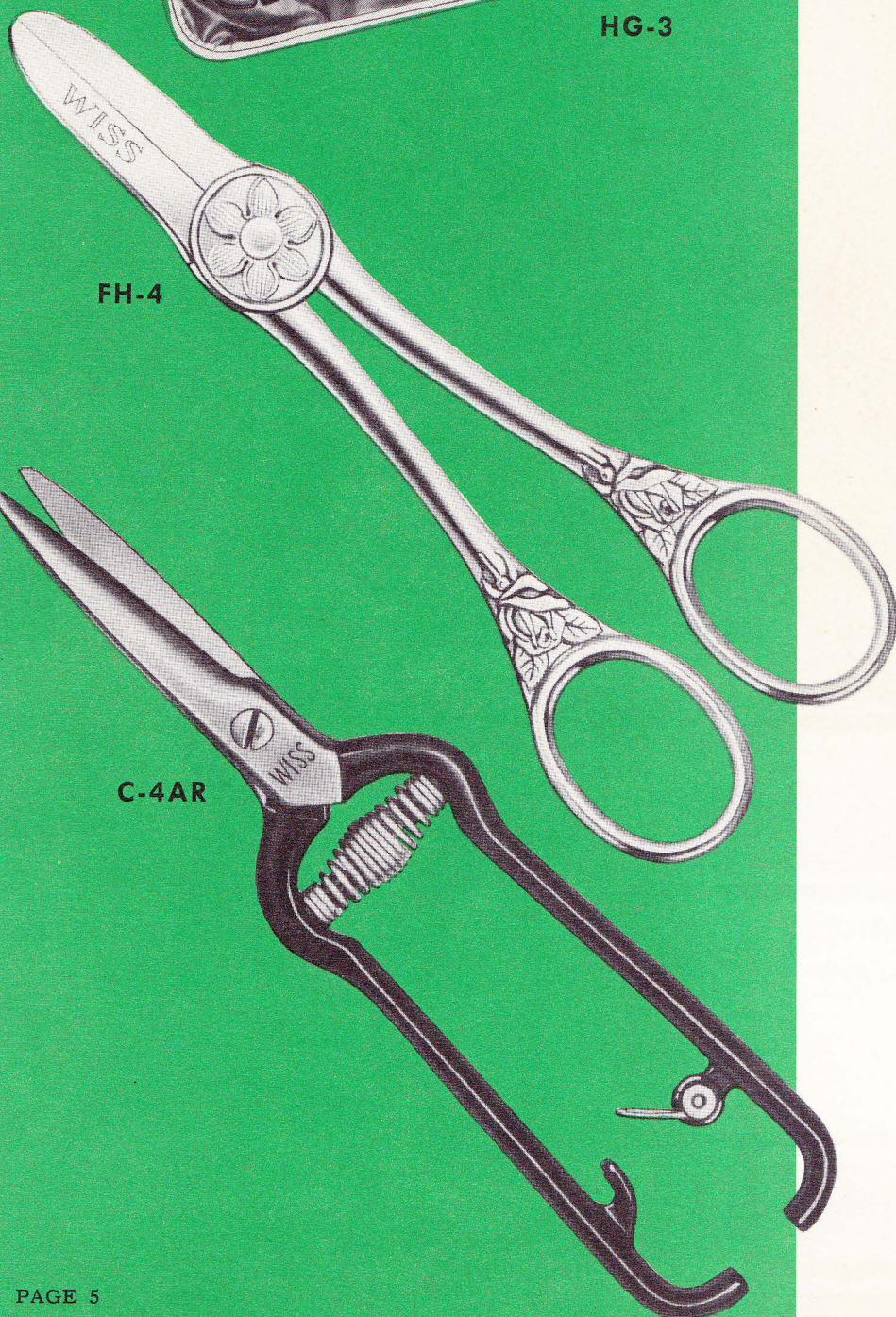
SPECIFICATIONS

Number	Overall Length	Weight Each	Weight per Doz.
808	8"	12 oz.	10½ lbs.
88	8"	12 oz.	10½ lbs.

Packed in individual boxes.



HG-3



FH-4

C-4AR



HG-3 HOUSE AND GARDEN KIT

A splendid gift for the home. The kit is made of stout fabric with transparent acetate pockets, suitable for hanging on the wall or folding safely away — contains 607-R Pruning Shears, FH-4 Flower Holding Shears, and 1-KS Kitchen-Utility Shears.

FH-4 FLOWER HOLDING SHEARS

These new shears cut the stem and hold it at the same time, with one hand. Ideal for picking flowers — roses particularly — and handy for cutting stems to just the right length and at the right angle in preparation for floral arrangements. Indispensable equipment for the garden club member. Fully chrome-plated. Stainless steel blades fitted with screw. Circular describing basic flower arrangements included in attractive gift box.

C-4AR FLOWER AND GRAPE SHEARS

Originally designed for thinning out thick growths of flowers or certain types of fruits, these shears are popular for garden thinning, flower picking, and as a table accessory for selecting grapes. Blades are nickel plated.

SPECIFICATIONS

Number	Overall Length	Weight Each	Weight per Doz.
HG-3		1 lb. 8 oz.	18 lbs.
FH-4	6½"	4 oz.	3 lbs.
C-4AR	8"	6 oz.	4½ lbs.

Individually boxed.

WISS

Long-handle pruning shears

NO. 16-HP HOME PRUNER

Designed primarily for the home user who occasionally needs a little extra power for pruning rhododendron, laurel, and other tough shrubs. Strong, short handles with full size head.

NO. 20-V VINE LOPPING SHEARS

Designed and approved by experts for use in vineyards and orchards. Selected ash handles with steel ferrules.

NO. 19-FB FEATHERWEIGHT

Superb pattern. Ideal long-handle pruning shears for the home pruning that cannot be accomplished with hand pruning shears. Light construction for easy handling and operation.

NO. 321-T TREE PRUNERS

A light weight tree pruner designed according to the specifications of leading fruit growers. Handles of second growth hickory with a wax finish, bolted to knife tang.

NO. 121-SA VINE CUTTERS

A de luxe pattern of long-handle pruning shears fitted with a rubber shock absorber. Waxed finish, handles of second growth hickory, bolted to knife tang.

NO. 224-T HEAVY DUTY

Will cut 2-inch limbs with little effort. Selected ash handles. Heavy steel ferrules.

SPECIFICATIONS

Number	Cutting Head Length	Handle Length	Weight Each	Weight per Doz.
16-HP	3½"	12"	1 lb.	12 lbs.
20-V	3½"	20"	2 lbs. 10 oz.	36½ lbs.
19-FB	3½"	20"	2 lbs. 8 oz.	34½ lbs.
321-T	3½"	21"	2 lbs. 2 oz.	30 lbs.
121-SA	3½"	21"	2 lbs. 4 oz.	30 lbs.
224-T	4"	24"	3 lbs. 4 oz.	56 lbs.
321-SA	3½"	21"	2 lbs. 4 oz.	32 lbs.
324-T	3½"	24"	3 lbs. 4 oz.	54 lbs.
320-T	3½"	20"	2 lbs. 8 oz.	36 lbs.

Packed four pairs in a shipping carton.

No. 321-SA (not illustrated) Same as 321-T, but fitted with rubber shock absorber.

No. 320-T } (not illustrated) Medium duty tree pruners.

No. 324-T } Selected ash handles, steel ferrules.



SPECIAL DEALERS' ASSORTMENT NO. L-4 E

One pair each of 20-V, 19-FB, 324-T, 224-T



SPECIFICATIONS

Number	Overall Length	Weight per Doz.
C-6 Special	5½"	3 lbs.
C-1	7"	3½ lbs.
C-4	7½"	3⅝ lbs.
C-4A	8"	4½ lbs.
1-KS	8"	6 lbs.
2-DA	8"	6¼ lbs.
1-DS	8"	4⅝ lbs.

C-6 SPECIAL, CITRUS FRUIT CLIPPERS

Blades are close cutting with rounded ends that cannot bruise or nick the fruit, long-wearing hardened steel screw. Spring of strong, flexible piano wire. Made without a closing latch.

C-1 CITRUS FRUIT CLIPPERS

Longer blades and handles than C-6 Special; otherwise of same construction but fitted with a closing latch.

C-4 GRAPE AND FLOWER THINNING SHEARS

Specially constructed for grape picking and thinning. A favorite pattern, also, among orchid growers. Handle latch retracts when shears are in use. Made with curved blades.

C-4A

Similar to C-4 except a heavier pattern. Made with either curved or straight blades.

1-KS—GENERAL UTILITY SHEARS

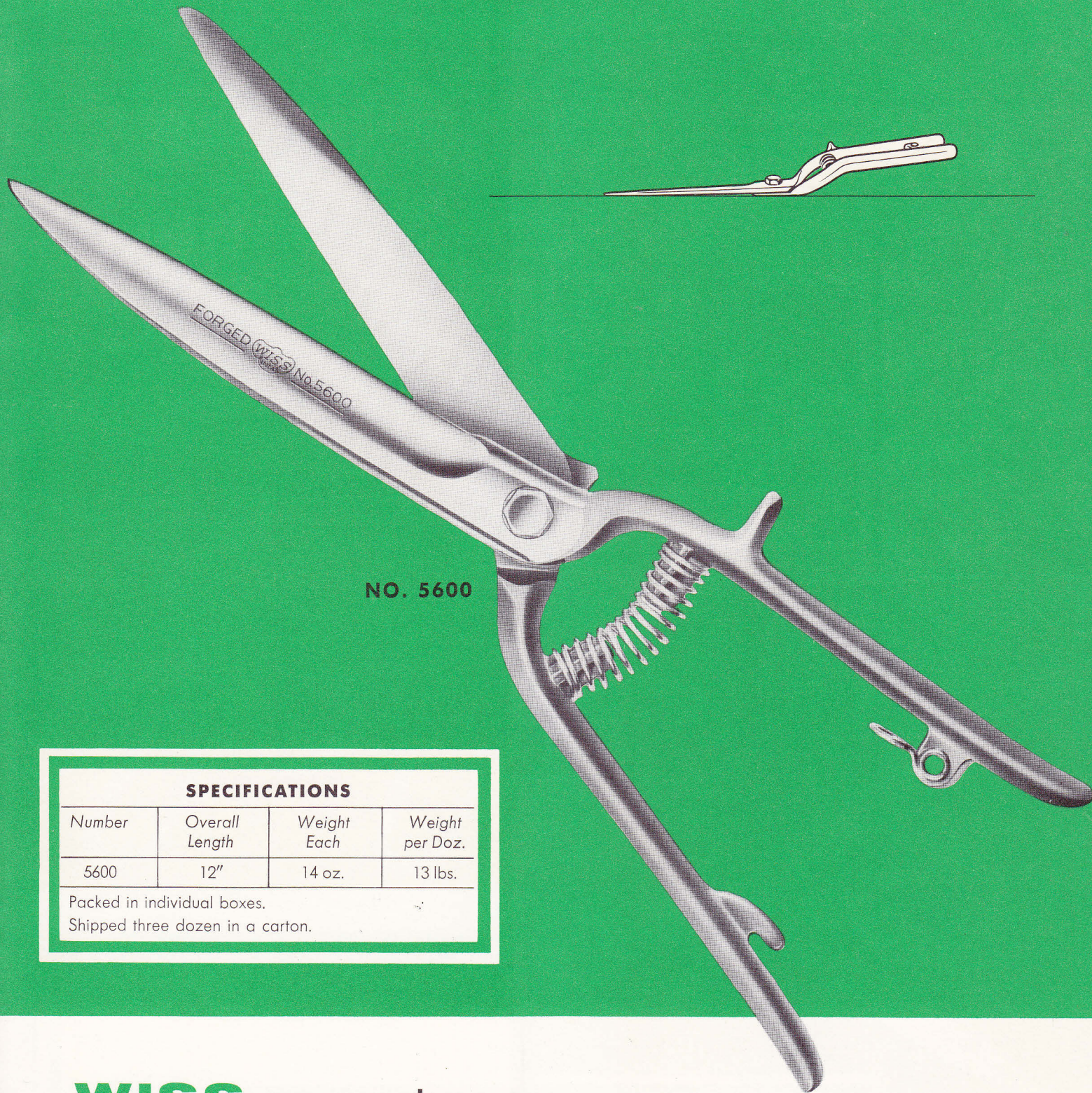
They double as a garden or kitchen tool. Useful for picking flowers, cutting light wire, opening cartons, cutting wire screening, rope or cord. Extra features include plier-grip for removing bottle tops and a bottle cap lifter.

2-DA

Special shears for the florist or greenhouse. Designed for heavy duty cutting as, for example, in the preparation of floral arrangements. One blade serrated.

1-DS

Designed for light metal cutting. Long handles and relatively short blades provide powerful leverage. Inlaid blade construction lends added keenness and ruggedness. Standard equipment for the florist or greenhouse. Nickel plated blades.



NO. 5600

SPECIFICATIONS

Number	Overall Length	Weight Each	Weight per Doz.
5600	12"	14 oz.	13 lbs.

Packed in individual boxes.
Shipped three dozen in a carton.

WISS grass shears

a complete assortment for every need

WISS GRASS SHEARS NO. 5600

Professional and home gardeners have shown such a decided preference for this pattern over so long a period that these shears are among the most popular quality grass shears ever manufactured. There is no grass too tough for them to cut. They are made like fine tailors' shears, adjusted to light operation with perfect blade stress the full length of the cut. Nar-

row blades and sharp points permit close cutting in restricted areas. They are unique in construction, with each blade and handle hot drop-forged in one piece from high carbon cutlery steel. Handles are contoured for comfort, offset to prevent knuckle scraping, fitted with a convenient closing catch and finished in red baked enamel.



NO. 700

NO. 801

SPECIFICATIONS

Number	Overall Length	Weight Each	Weight per Doz.
700	12"	1 lb. 2 oz.	15 lbs.
801	12"	1 lb.	13 lbs.

Packed in individual boxes.
Shipped three dozen in a carton.

Four best sellers in vertical action grass shears

The Popularity of These Shears is Due to the Construction which Permits the Hand to Operate Them with a Natural Up-and-Down Action


NO. 700 "WISS-CLIPPER" GRASS SHEARS

Wiss cutlery experience and research have perfected up-and-down action grass shears that cut crisply, work easily, and remain sharp. These qualities are accomplished by a cleverly placed pivot screw, the use of an especially easy, yet positive spring, accurate edge beveling, and the application of proper blade tension from heel to points.


The hand guard and the shape of the handles contribute to comfortable, effortless operation. The hardened blades are nickel plated for rust resistance. Handles are fitted with a convenient closing catch. Easily disassembled for repair if necessary. Red and black baked enamel handles.

NO. 801 WISS "QUICK-TRIM" GRASS SHEARS

All the operating construction features of the No. 700 are included in the No. 801 with the elimination only of the hand guard. Blades are specially shaped to allow close cutting around trees or along walls. Easily disassembled if necessary. Hardened blades are nickel plated for rust resistance. Green baked enamel handles, comfortably shaped and fitted with closing catch.



NO. 900



NO. 500

NO. 500 WISS "GRASS-SNIP" GRASS SHEARS

A compact light but sturdy pattern with new riveted construction. Designed for the home gardener who wants a lower priced cutter. Easy operation assured, hardened blades, comfortably contoured yellow baked enamel handles. Nickel-plated blades.

NO. 900 LONG-HANDLE GRASS SHEARS

This handy tool eliminates backaches and sore knees because the user trims his grass standing up. These shears are the result of considerable research to provide ease of operation and dependable cutting. Added mobility is permitted by the single wheel construction. Plated, hardened blades are properly beveled and carefully adjusted to provide positive blade stress from heel to points. Attractively colored in red and black baked enamel.

SPECIFICATIONS

Number	Overall Length	Weight Each	Weight per Doz.
500	10"	14 oz.	11 lbs.
Packed in individual boxes, shipped 3 doz. to a carton.			
900		2 lbs. 14 oz.	36 lbs.
Shipped four to a carton			



NO. 8 1/2-E

SPECIFICATIONS

Wiss English Pattern with Shock Absorber

Number	Length of Blade	Weight Each	Weight per Doz.
8 1/2-E	8 1/2"	2 1/2 lbs.	32 lbs.
9 1/2-E	9 1/2"	2 5/8 lbs.	36 lbs.

Fully chrome-plated model

8 1/2-E De Luxe	8 1/2"	2 1/3 lbs.	30 lbs.
-----------------	--------	------------	---------

Packed six pairs in a shipping carton

WISS hedge shears

ENGLISH PATTERN HEDGE SHEARS

Wiss English Pattern Hedge Shears are the accepted standard of quality in their field. Thousands are sold every year to home gardeners who want the best and to professionals who must have the best.

Wiss English Pattern Hedge Shears are characterized by extra

lightness, superb muscle-easing balance, tapered, polished blades and unmatched ease of cutting. The special rubber shock absorber completely eliminates the ordinary jolt and noise of hedge clipping. Nos. 8 1/2-E and 9 1/2-E, bottom blade serrated and notched. No. 8 1/2-E De Luxe, two knife-edged blades and notch.



SPECIFICATIONS

American Cutler Pattern Hedge Shears

Number	Length of Blade	Weight Each	Weight per Doz.
8-A	8"	2¼ lbs.	30 lbs.
9-A	9"	2½ lbs.	34 lbs.

Packed six pairs in a shipping carton

218	8"	2½ lbs.	35 lbs.
-----	----	---------	---------

Packed four pairs in a shipping carton.

AMERICAN CUTLER PATTERN HEDGE SHEARS

A new Wiss Hedge Clipper of clean, modern, and unusually handsome design, featuring rugged strength and handling comfort. The special handle alignment in parallel contributes to the ease of use by permitting the hands and wrist to operate in their most natural positions.

No. 8-A is made with one serrated blade that prevents slipping. No. 9-A is made with two knife edges which provide unmatched ease of operation. The bottom blade is notched for cutting heavy twigs. Both are recommended for maximum hedge trimming efficiency as well as for the toughest cutting.

NO. 218 LONG-HANDLE HEDGE SHEARS

Regular 8-inch hedge shears blades, fitted to extra-long (21-inch) hickory handles. Overall length 31". Designed to fill the need for a tool to trim high hedges, lilac bushes, forsythia, and similar shrubs. The extra leverage permits cutting even tough branches at the very points and at distances normally beyond reach. Bottom blade serrated and notched.



SPECIFICATIONS

Small Light Weight Hedge Shears

Number	Length of Blade	Weight Each	Weight per Doz.
6½-L	6½"	23 ozs.	20 lbs.
C Pattern Hedge Shears.			
8-C	8"	2¾ lbs.	33 lbs.

Packed 6 pairs to a shipping carton.

SMALL LIGHT WEIGHT HEDGE SHEARS

Blades only 6½ inches long and weight little more than half that of standard hedge shears yet with splendid cutting efficiency. Originally designed for women, they have enjoyed increasing popularity among many who prefer the lightest possible equipment and those who find them wonderfully efficient for trimming grass. One blade serrated.

C PATTERN HEDGE SHEARS

A lower priced model of special construction to obtain manufacturing economies without sacrifice of rugged strength or easy operation. Selected handles with clear lacquer finish firmly riveted to shear tangs through heavy gauge steel ferules. (Not illustrated)

WHY **WISS** GARDEN TOOLS ARE BEST

For more than a century Wiss Household and Industrial Shears and Scissors have been the first choice of home and professional users. All of the skill that experience has developed in these fields is used in the design and manufacture of Wiss Garden Shears. The operations described below require expert craftsmanship and extra time, but they make Wiss Garden Tools a standard against which all others are judged.

Hot drop-forging gives to fine steel the qualities of durability and lasting sharpness to a degree not obtainable by any other method of fabrication. Except where otherwise specified, all Wiss Garden Shears are hot drop-forged of high carbon cutlery steel. This method of manufacturing is omitted only where special design makes it impossible to use, as in the manufacture of the vertical action grass shears, the flower holding shears, and anvil pruning shears.

Hardening and tempering by means of scientifically controlled heat treating assure that opposing blades are of correct and equal hardness. Blades of unequal hardness will cease to cut after brief usage and can never be repaired.

Grinding is a skill which is attained only after many years of experience. Some Wiss craftsmen have been employed by J. Wiss & Sons Co. for more than fifty years. Over 25% of the total force has an employment record of 25 years or more.

The bolt is important because the lasting adjustment of the blade depends upon its efficiency. In Wiss Hedge Shears the bolts are oversize for added strength, threaded into one blade and secured firmly with a lock nut. In other Wiss tools the bolt is placed as dictated by careful research, exactly where it will contribute most to cutting power and ease of operation. Examples of this are to be found in anvil and professional pruning shears and in vertical action grass shears.

Hand adjustment guarantees the proper stress of each blade against the other to provide perfect cutting at every point the full length of the blade. Every pair of Wiss Garden Shears is hand adjusted and hand edged to give that extra efficiency for which Wiss products have long been noted.

Design supremacy stems from a combination of experience and the Wiss program of research and experiment. By comparing Wiss products with others, even the novice can recognize their easier cutting, better balance, ruggedness, and ease of handling under all conditions.

Sell Wiss Garden Shears for their quality which means satisfaction to the user. Remind consumers that best results and greatest enjoyment in gardening can only be attained with the aid of tools which will accomplish perfectly the tasks for which they are intended.

J. WISS & SONS CO., NEWARK 7, NEW JERSEY
Manufacturers of Shears, Scissors, Pinking Shears, Metal-Cutting Snips and Garden Shears

